

CUSTOMER REFERENCE
WESTMINSTER

Sample description as provided by customer

Mass/unit area **1200 g/m²**
 Construction Details **Tufted** Secondary Backing **Water Resistant**
 Style **Cut Pile**
The Samples Secondary Backing was Water Resistant

Order No. **PS**
 Pile Fibre Content **100% SOLUTION DYED NYLON**
 Colour **Charcoal**
 Pile Height / mm

TEST METHOD AS/ISO 9239.1 2003 Reaction To Fire Tests For Floorings Part 1 Determination of the Burning Behaviour Using a Radiant Heat Source. As required by specification C1.10 of the Building Code of Australia.

The test values relate to the behaviour of the test specimens of a product under the particular conditions of the test, they are not intended to be the sole criterion for assessing the potential fire hazard of the product. Clause 9 of AS/ISO 9239 Part 1.

Conditioning as specified in BS EN 13238.2001

Sample submitted Date **Jan 2015** Test Date **07 Feb 2015**

ASSEMBLY SYSTEM: DIRECT STICK (Details Below).

The floor covering was directly stuck to the substrate using **ROBERTS 95** adhesive.

Substrate: Non-Combustible

Substrate - 6mm Fibre Reinforced Cement Board to simulate a Non-Combustible Flooring.

The Holding Torque on Specimen Frame was 2Nm.

Initial Test Specimen 1 Length Direction Critical Radiant Flux **3.3 kW/m²**
 Specimen 1 Width Direction Critical Radiant Flux **3.2 kW/m²**
 Full tests carried out in the **Width** Direction


SPECIMEN	Width #1	Width #2	Width #3	Mean
Critical Radiant Flux (kW/m ²)	3.2	2.7	3.2	3.0
Smoke Development Rate (%.min)	202	427	385	338

The values quoted below are as required by Specification C1.10 Fire Hazard Properties (Floors) of the Building Code of Australia. The Critical Radiant Flux quoted is the value at Flame-Out/Extinguishment (BCA General Provisions A1.1).

MEAN CRITICAL RADIANT FLUX 3.0 kW/m²

MEAN SMOKE DEVELOPMENT RATE 338 percent-minutes


OBSERVATIONS: **The samples shrunk away from the heat source, ignited and burnt a relatively short distance.**



M. B. Webb
 Technical Manager

DATE: 07 Feb 2015

Performance & Approvals
 Testing No. 15393
 Accredited for compliance with ISO/IEC 17025.



PAGE 1 of 2

Clause 9 of AS/ISO 9239 Part 1


The values on Page 2 have no relevance to the Code.

1004 04 09


TIME FOR EACH SPECIMEN TO REACH EACH MARKER IN SECONDS

Specimen	50	60	110	160	210	260	310	360	410	460	510	560	610	660	710	760	810	860
1	228	229	380	429	625	691	753	829	946	1093	1240	/						
2	225	226	357	493	646	739	1054	1483	1687	1842	1991	2695	/					
3	229	230	388	428	639	701	836	941	1095	1129								

TESTS	BURNING CHARACTERISTICS		SMOKE PRODUCTION		
	Specimen	Burn Length (mm) at Flame Out/ Extinguishment	Time To Burn Out (s)	Maximum Light Attenuation (%)	Smoke Development Rate (%.min)
Initial Test: Length		502	1,109	46	391
Specimen Tests: Width					
1		510	1,249	45	202
2		560	2,731	42	427
3		508	1,359	41	385
Mean		526	1,780	43	338



NATA
ACCREDITED FOR
**TECHNICAL
COMPETENCE**



M. B. Webb
Technical Manager

DATE: 07 Feb 2015

Performance and Approvals
Testing No. 15393
**Accredited for compliance
with ISO/IEC 17025.**

The laboratory does not allow the use of this page of the report without the use of page 1.

This page alone has no validity under Clause 9 of AS/ISO 9239 Part 1

2004 04 09 20881 7 February 2015