

identity

by Belgotex®

live in the moment

spirit






Spirit | Mantel Oak 8594



Spirit | Sienna Oak 8396



identity

by Belgotex®

The right flooring choice will set the mood of a space and create moments of appreciation for design and interiors.

Identity by Belgotex luxury vinyl floorings offer excellence in design and quality. Meeting all expectations of a great floor, delivering on key features and characteristics of expert manufacturing.

Spirit presents natural woods in a premium hybrid solution with the perfect mix of traditional elegance and modern style for your aesthetic vision. An extra thick high performance, click together floating floor with water, dent and scratch resistance. A quality floor to enjoy for years to come.

features



DESIGNERS CHOICE

Spirit offers a choice of wood designs for a look you'll love. The finest in style and durability with a selection to complement any colour palette for any space.




EMBOSSSED IN REGISTER DESIGNS

Realistic embossed finishes with a 4 sided microbevel gives a textured finish whilst reducing noise and delivering excellent insulation and comfort underfoot.



SUITABLE FOR WET AREAS

Spirit is suitable for wet areas with wear, scratch and stain resistant qualities requiring low maintenance giving a fit for purpose and visually pleasing flooring solution.



NATURAL LOOK COLOUR SELECTION

Crafted to capture the elegance of nature with an appearance of beautiful natural woods for stunning interiors.



ENVIRONMENTALLY RESPONSIBLE

Committed to sustainable and environmentally responsible policies, Identity by Belgotex is produced in a zero-landfill manufacturing facility, where all waste water and waste production are 100% recycled. Low-carbon production has decreased 78% of steam consumption. Over 85% of the raw materials are sourced within 500 miles of the plant. All Identity flooring is 100% recyclable and is made with 100% virgin vinyl that is 100% phthalate free. All the ranges are REACH and CE compliant, GreenTag and FloorScore® certified and are reported with transparency by means of Environmental Product Declaration (EPD) and Declare® labeling.





Vintage Steel
0143



Cashmere Oak
6678



California Oak
8168



Mantel Oak
8594



Urban Oak
8166



Sienna Oak
8396




Spirit | Vintage Steel 0143



Spirit | California Oak 8168



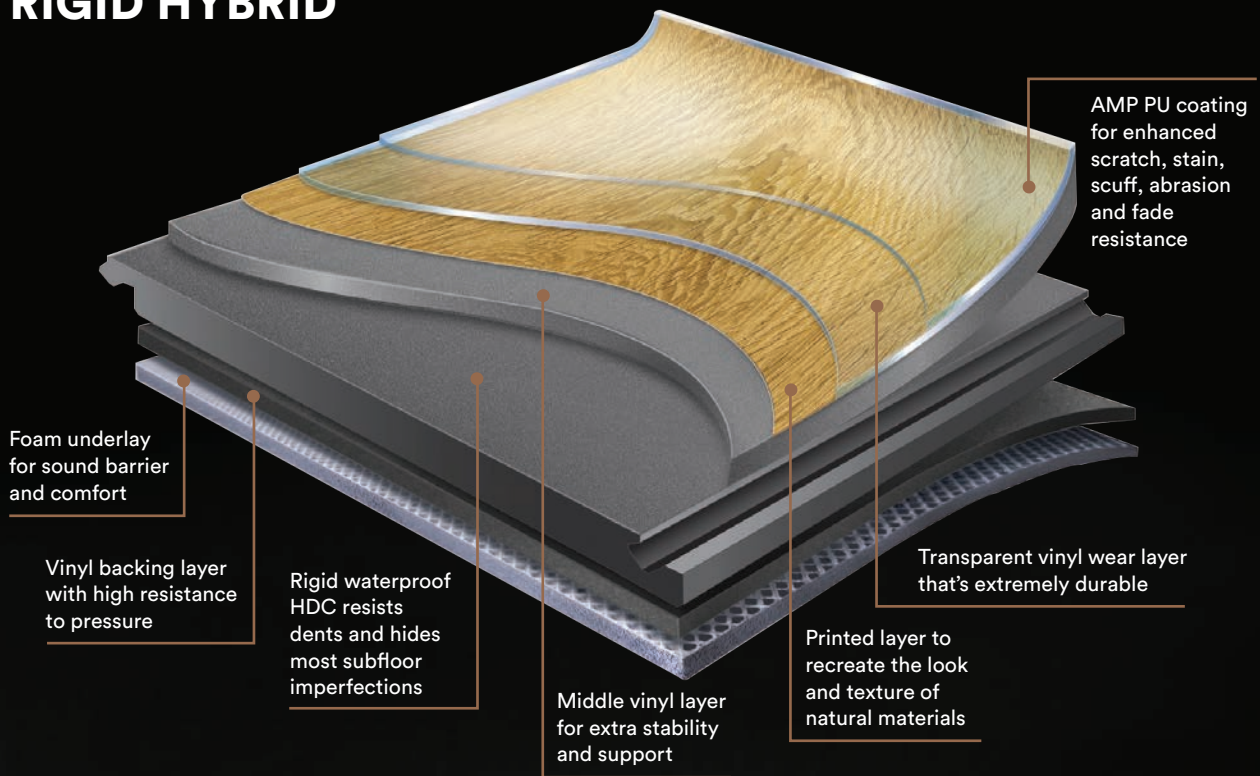
Spirit | Urban Oak 8166



Spirit | Cashmere Oak 6678

construction

RIGID HYBRID



specifications



Designers
Choice



Embossed



Environmentally
Responsible



Suitable for
Wet Areas



Natural look
colour selection



4-sided
microbevel



Commercial
Warranty



Residential
Warranty



Declare.*



Construction	Rigid Hybrid Floor
Finish	Embossed in Register Mantel Oak 8594 and Vintage Steel 0143 only Embossed
Plank Size	234.9mm x 1517.6mm
Tiles per Carton	6pcs / 2.14m ²
Total Weight	9820g/m ²
Wear Layer Thickness	0.55mm
Total Thickness	6.0mm
Surface Protection	High Performance PU
Slip Resistance	R10 (EN 13893)
Electrical Propensity	≤ 2kV (EN 1815)
Fire Rating	CRF ≥11.0kW/m ² (ISO 9239-1)
Acoustic Insulation	18dB (EN 10140)
Dimensional Stability	≤ 0.25% (ISO 23999)
Thermal Conductivity	0.128 (W/m*K) (EN 12664)
Indoor Air Quality	FloorScore® A+ Emissions Eurofins Gold Certified
Underfloor Heating	Suitable, maximum 27° C
Resistance to Staining	Group 1 +2: Grade 5 / Group 3: Grade 4 (EN 438-2)
Wear Resistance	≥ 4000 cycles (EN 13329 Method A)
Castor Chair Resistance	≥ 25000 Cycles no damage (EN 425)
Impact Resistance	≥ 1800 mm (Large Diameter) (EN 13329 Annex F)
Locking Strength	Short Side: ≥ 3.5 kN/m/ Long Side: ≥ 2.0 kN/m (ISO 24334)
Movement of a Furniture Leg	No visible damage (EN 424)
Classification	Class 23 Domestic Heavy / Class 34 Commercial Very Heavy
Stair Rating	Suitable
Warranty	20 Year Residential Warranty / 10 Year Commercial Warranty
Environmental	Greentag Certified Environmental Product Declaration GREENGUARD Gold Certification Declare ISO 9001, ISO 45001, ISO 14001

cleaning and maintenance

Installation

We recommend having your floor installed by a registered and approved New Zealand installation contractor or dealer. Spirit is a 'floating' floor'. The panels should not be glued or fixed to the surface below. A recommend a 3mm (residential applications), 5mm (commercial applications) expansion gap at the perimeter of the room. The skirting boards should either be removed or undercut of the skirting board be made. Should the removal or undercutting of skirting not be possible then timber/metal moulding trim be used. Where the floor may be exposed to unusually wide temperature ranges (such as underfloor heating or areas adjacent to a north facing window), then it is necessary to use a 5mm space around the edge, as appropriate. For surfaces larger than 200m², an expansion joint of 5mm is created around the perimeter of the room. The skirting boards should either be removed or undercut of the skirting board be made, should the removal or undercutting of skirting's not be possible then timber/metal moulding trim be used where the gap between the click planking and skirting boards are. We advise that an expansion joint is left between doorways. Spirit's system panels can be joined in two different ways – either tongue-in-groove or groove-in-tongue. The simplest procedure, however, is groove-in-tongue. It is advisable to begin with the groove side of the plank towards the wall and work from left to right.

Basic Cleaning

The floor should be dry vacuumed to remove all dust and loose debris, then wiped with a neutral pH floor cleaner, using a damp mop, diluted in accordance with the manufacturer's instructions. After 5-10 minutes, all dirt and residue of the cleaning agent should be removed; the floor should be rinsed with a damp mop and allowed to dry. Always remove excess water. It can cause slip and fall hazards. Clean only with water or mild detergent or domestic floor cleaning emulsion. Never use acetone or chlorinated solvents for cleaning. Please don't use wax or vanish coating.

DO NOT steam clean the floor. The use of a steam mop will void all warranties.

Preventive Measures

The easiest way to reduce maintenance costs is to reduce the amount of dirt, grit and moisture brought into a building with an effective barrier mat. This should be cleaned regularly. The use of either rubber-backed mats or coco-fibre mats is not acceptable since they are known to cause yellow stains or plasticiser migration in vinyl floors. Never slide heavy furniture or fittings over an unprotected floor or severe scratching may result. The floor should be protected from the wheels or feet of fittings, avoiding rubber products which may stain. Furniture polish and window cleaning agents should be applied to a cloth to avoid spillage onto the floor. Contact with some agents, such as silicone, will make the floor surface extremely slippery and may result in accidents. Regular cleaning is more beneficial to the floorcovering and more cost effective than occasional heavy cleaning.

Spot Protection and Removal

Most domestic agents will not harm the floor, however all residue of cleaning agents should be removed to avoid discolouration.

The following substances can cause discolouration:

	ACTION
Asphalt	
Coco-Fibre Mats	1. Wipe immediately with a paper towel or cloth.
Crayons	2. The area should then be washed using a damp cloth or sponge.
Lipstick	
Nail Polish	
Paints containing acetone	
Permanent Marker Pens	
Rubber Mats	
Shoe Polish	
Solvent-based paints	
Spices	
Tar	
Varnish	

Tips

- Regular light maintenance is more cost effective than periodic heavy maintenance and more beneficial to the floorcovering.
- Always sweep, mop, or dry vacuum the floor regularly.
- Always use clean equipment – dirty equipment only redistributes the dirt.
- Do not mix cleaning products from different manufacturers – they may not be compatible.
- Always remove any spillage immediately.
- Always remove excess water.
- Always take precautions to prevent dark rubber from coming into contact with the floor.
- Wet floors are slippery; always use warning signs that cleaning is in progress.





Belgotex®

Contact Us:

P. 0800 377 753

F. 0800 377 754

W. belgotex.co.nz



[belgotexNZ](https://www.facebook.com/belgotexNZ)



[belgotex_nz](https://www.instagram.com/belgotex_nz)



[belgotex_NZ](https://www.pinterest.com/belgotex_NZ)

The colours shown may vary slightly from the actual product and should be used as a guide only.