

CLIENT:
Belgotex
25 Leslie Hills Drive
Riccarton, Christchurch

Attn.: Geri Hansen

SAMPLE RECEIVED FROM:
Belgotex

SAMPLE DESCRIPTION:
Bjelin S European Hardened timber flooring planks
assembly fixed to a clear Perspex base using Mapie
Ultrabond Eco 995 adhesive.

Date Received: 23.12.24

Client Order No.: PO48610

Client Reference:

1 of 4

RESILIENT FLOOR COVERINGS (BASED ON ISO 4760:2022(E) - LAMINATE FLOORING – TOPICAL MOISTURE RESISTANCE – ASSEMBLED JOINT (MODIFIED))

Method

This test method has been modified to suit hardened timber flooring planks assembly. The modification involves adhesive fixing the planks with 100 percent bond coverage then applying the same test method over the "T joint" to determine if coloured dye will penetrate through the substrate.

The samples are adhered to a clear Perspex sheet using a single component urethane type adhesive that allows the underside of the sample to be inspected to enable detection of any dye penetration through the joints.

The testing was performed in triplicate.

Weights were not used on these samples.

100 mls of dye solution was applied onto the sample surface. It was poured into a cylinder 100mm diameter placed in the centre of the sample at the "T joint." Sealant was used at the plank/cylinder interface to avoid leakage.

The underside of the sample was inspected through the clear Perspex to enable detection of any dye penetration through the sample.

The sample was left at 20°C, 65% Relative Humidity room conditions for 24 hours after the dye was added and then examined for dye penetration through the backing (not 23°C, 50% RH as stated in the method).

If swelling measurements are requested, thickness measurements are taken at specified test positions - before water, within 15 minutes after water removal (qualitative and quantitative) and 24 hours after removal of water (qualitative and quantitative).

Quantitative measurements are used to calculate surface swell in mm (within 15 minutes after water removal) and recovery swell (24 hours after removal of water).

Date Tested: 6/1/2025

Note: Samples were assembled /adhesive fixed to Perspex by the client.

Results:

Quantitative Results:	Wet Swell (mm)			Recovered Swell (mm)		
	Specimen 1	Specimen 2	Specimen 3	Specimen 1	Specimen 2	Specimen 3
Final Average Results (Positions 2 to 4)	0.01	0.00	0.01	0.00	0.03	0.00
Final Results (Position 1)	0.03	0.00	0.05	0.00	0.00	0.13

	Wet Swell			Recovered Swell		
	Specimen 1	Specimen 2	Specimen 3	Specimen 1	Specimen 2	Specimen 3
Qualitative Ratings (individual results):	1	1	1	1	1	1

"THIS REPORT APPLIES ONLY TO THE SAMPLES TESTED"

Samples and their identifying descriptions have been provided by the client unless otherwise stated. NZWTA Ltd makes no warranty, implied or otherwise as to the source of the tested samples. The above results are designed to provide THE CLIENT WITH GUIDANCE INFORMATION ONLY. This document shall not be reproduced except in full.


C Judan
Key Technical Person

09/01/2025

CLIENT:
Belgotex
25 Leslie Hills Drive
Riccarton, Christchurch

SAMPLE RECEIVED FROM:
Belgotex

Date Received: 23.12.24

Attn.: Geri Hansen

SAMPLE DESCRIPTION:
Bjelin S European Hardened timber flooring planks
assembly fixed to a clear Perspex base using Mapie
Ultrabond Eco 995 adhesive.

Client Order No.: PO48610

Client Reference:

2 of 4

Qualitative Grade:

- 1 = No change - Little to no noticeable change in edge swell or panel surface lift
- 2 = Slight swelling - Slight swelling, small ridge along one or more joints, very little if any panel surface lift
- 3 = Moderate - Noticeable edge swelling and some panel surface lift extending away from joint
- 4 = Objectional - Severely raise edge and swelling extending noticeably under the panel surface
- 5 = Failed test - Water leaked out of the ring, leaving no continuous film of water inside the ring
(this grade is given even if there is no swell of the edge joint)

Observations:	Specimen 1	Specimen 2	Specimen 3
Migration of water along the upper surface:	Yes	Yes	Yes
Migration of water to the underside:	No	No	No

Disassembly Observations:	Specimen 1	Specimen 2	Specimen 3
Migration of water along the upper surface:	Yes	Yes	Yes
Migration of water to the underside:	No	No	No

Note: The Acceptable Solutions and verification methods, New Zealand Building Code E3 Internal Moisture defines on page 9 definitions - "**Impervious**" - that which does not allow the passage of moisture. While E3.3.3 and E3.3.6 require impervious surfaces about sanitary appliances/fixtures, the impervious performance criteria compliance covered in Page 11 mentions "No specific methods have been adopted for verifying compliance with the performance of NZBC E3." In summary, the Objective (3.1) and Functional requirement (3.2) of E3 is to prevent illness/injury or damage through accumulation of moisture, or damage caused by free water penetration.

This ISO test method is used internationally and has been independently performed in New Zealand. The result of this test verified that this product's assembled joint over a 24 hour period did not allow water penetration through to the substrate, or if tested at the edges where edge sealant has been applied.

"THIS REPORT APPLIES ONLY TO THE SAMPLES TESTED"

Samples and their identifying descriptions have been provided by the client unless otherwise stated. NZWTA Ltd makes no warranty, implied or otherwise as to the source of the tested samples. The above results are designed to provide THE CLIENT WITH GUIDANCE INFORMATION ONLY. This document shall not be reproduced except in full.



C Judan
Key Technical Person

09/01/2025



All tests reported herein have been performed in accordance with the laboratory's scope of accreditation

No. 1550885.6

(Please quote this number in all correspondence)

CLIENT:
Belgotex
25 Leslie Hills Drive
Riccarton, Christchurch

SAMPLE RECEIVED FROM:
Belgotex

Date Received: 23.12.24

Attn.: Geri Hansen

SAMPLE DESCRIPTION:
Bjelin S European Hardened timber flooring planks
assembly fixed to a clear Perspex base using Mapie
Ultrabond Eco 995 adhesive.

Client Order No.: PO48610

Client Reference:


3 of 4




24 Hrs with Water



Wet Swell




Recovered Swell



Recovered Swell (Disassembled)

"THIS REPORT APPLIES ONLY TO THE SAMPLES TESTED"

Samples and their identifying descriptions have been provided by the client unless otherwise stated. NZWTA Ltd makes no warranty, implied or otherwise as to the source of the tested samples. The above results are designed to provide THE CLIENT WITH GUIDANCE INFORMATION ONLY. This document shall not be reproduced except in full.


C Judan
Key Technical Person

09/01/2025

No. 1550885.6

(Please quote this number in all correspondence)

CLIENT:
Belgotex
25 Leslie Hills Drive
Riccarton, Christchurch

Attn.: Geri Hansen

SAMPLE RECEIVED FROM:
Belgotex

Date Received: 23.12.24

SAMPLE DESCRIPTION:
Bjelin S European Hardened timber flooring planks
assembly fixed to a clear Perspex base using Mapie
Ultrabond Eco 995 adhesive.

Client Order No.: PO48610

Client Reference:

4 of 4



"THIS REPORT APPLIES ONLY TO THE SAMPLES TESTED"

Samples and their identifying descriptions have been provided by the client unless otherwise stated. NZWTA Ltd makes no warranty, implied or otherwise as to the source of the tested samples. The above results are designed to provide THE CLIENT WITH GUIDANCE INFORMATION ONLY. This document shall not be reproduced except in full.


C Judan
Key Technical Person

09/01/2025



This document was created with the Win2PDF "Print to PDF" printer available at

<https://www.win2pdf.com>

This version of Win2PDF 10 is for evaluation and non-commercial use only.

Visit <https://www.win2pdf.com/trial/> for a 30 day trial license.

This page will not be added after purchasing Win2PDF.

<https://www.win2pdf.com/purchase/>